



CRIS Research Programmes 2022. Guideline for applicants

CRIS Research Programs include:

- CRIS Excellence Program
- CRIS Clinical Talent Program
- CRIS Post-Doc Talent Program

Candidates must follow the steps indicated in this guideline for submitting their candidacy.

REGISTRATION

1. Go to:

<https://excellence2022.criscancer.org/register> - for the CRIS Excellence Program

<https://clinicaltalent2022.criscancer.org/register> - for the CRIS Clinical Talent Program

<https://postdoctalent2022.criscancer.org/register> - for the CRIS Post-Doc Talent Program

CRIS Excellence Programme 2022

Registration

Name

E-Mail Address

Password

Confirm Password

Already have an account?

convocatorias@criscancer.org



2. Fill in the gaps and click on the *Register* button.

Take into consideration that the Password must contain at least one lowercase letter, one uppercase letter, one digit and one special character (@\$!%*#?&.;).

Registration

Name

E-Mail Address

Password

Confirm Password

Register

Already have an account? [Login](#)

convocatorias@criscancer.org

You will go to a new screen:

Welcome

We've just sent you an email. Please click the link on it and confirm your account.

If you do not receive it, please check the junk email or spam folder. The link will expire in 60 minutes.

Didn't received the email? Please click on the button and we'll sent it again.

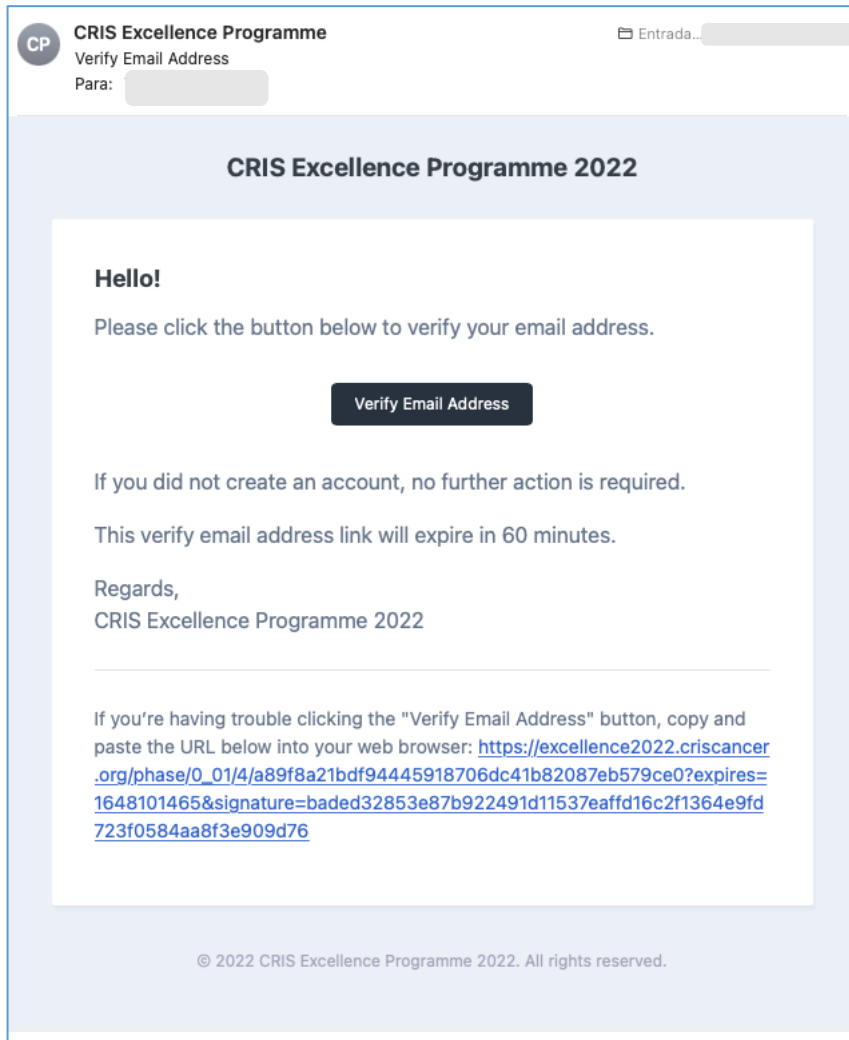
[Resend verification email](#)

convocatorias@criscancer.org



3. Check your e-mail inbox.

You should receive an email from *CRIS Cancer Call for Applicants* with the subject *Verify Email Address*.





In case you have not received the email, please check the spam folder or go to the previous page and click on *Resend verification email* button.

Cris CRIS Excellence Programme 2022

Welcome

We've just sent you an email. Please click the link on it and confirm your account.

If you do not receive it, please check the junk email or spam folder. The link will expire in 60 minutes.

Didn't received the email? Please click on the button and we'll sent it again.

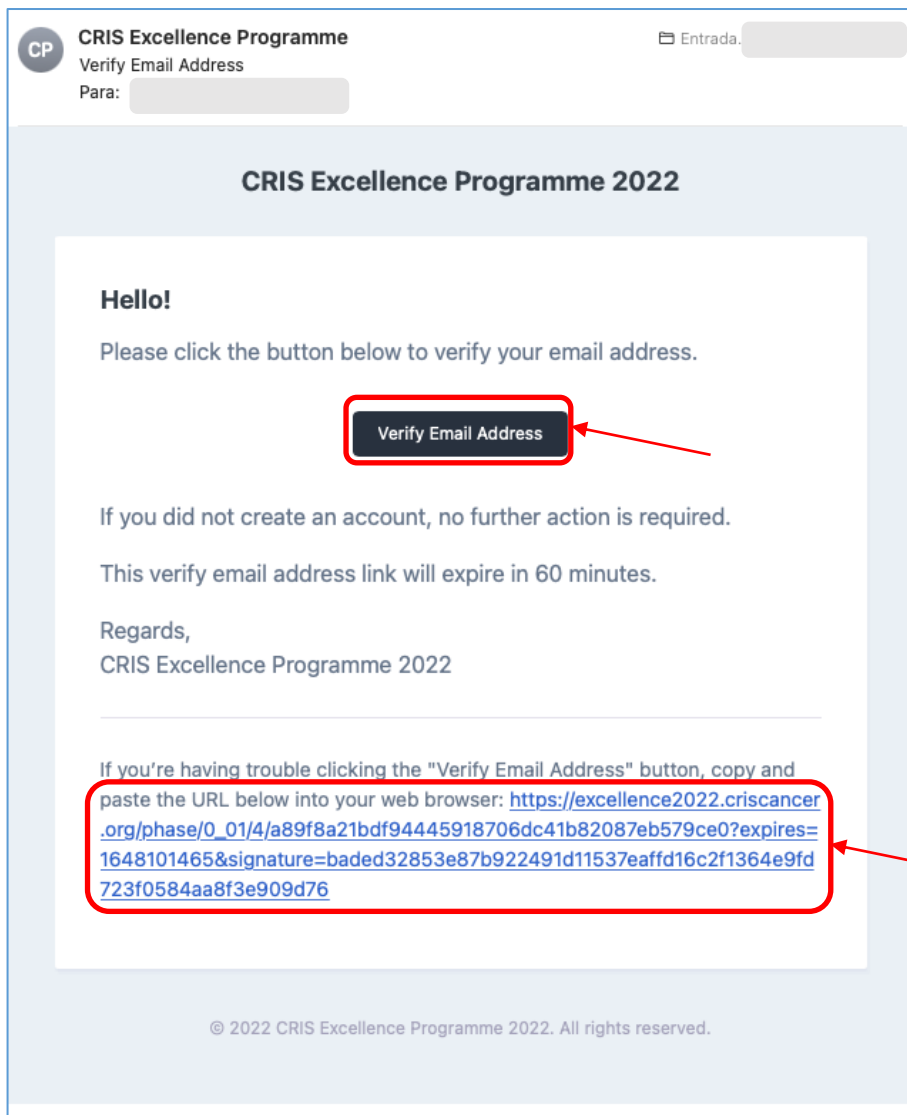
Resend verification email

convocatorias@criscancer.org

In case you continue not receiving the verification email, please email convocatorias@criscancer.org.



4. Press the *Verify Email Address* button or the link at the bottom of the email





* In case you have *logout* from the platform, or you have delayed the verification of the email address for more than 60 minutes, when you press the *Verify Email Address* button or the link at the bottom of the email, you will go to a new screen. You must press *login* to be able to continue with the registration process.

Invalid Signature

We're sorry, the link you've just clicked is no longer valid

You may also try to **login** as many links (for example, email verification) need the user to be already in.

convocatorias@criscancer.org

Fill in the gaps and press the *Login* button.

Applicants access to CRIS Excellence Programme 2022

Call for applicants 2022

More info available at <https://criscancer.org/es/programascris/>

E-Mail Address

Password

Login [Forgot Your Password?](#)

Still not a user? Come and [Register](#)

convocatorias@criscancer.org



Press the *Resend verification email* button to receive a new email to be able to continue with the verification process.

Cris CRIS Excellence Programme 2022

Welcome

We've just sent you an email. Please click the link on it and confirm your account.

If you do not receive it, please check the junk email or spam folder. The link will expire in 60 minutes.

Didn't received the email? Please click on the button and we'll sent it again.

[Resend verification email](#)

convocatorias@criscancer.org

In case you have not received the email, please check the spam folder or go to the previous page and click on *Resend verification email* button.



5. Press the *Continue* button to finish the registration process for the call for applicants

CRIS CRIS Excellence Programme 2022

CRIS Excellence Programme Call for applicants 2022

YOUR CANDIDACY STATUS Ready to submit the candidacy

EVALUATION PROCESS STATUS

1 Submission 2 Eligibility Check 3 Written proposal evaluation 4 ISC Evaluation 5 CRIS Criteria 6 Interview 7 Resolution 8 Awardee Messages

Welcome

Your registration has already been confirmed.

Continue >>

convocatorias@criscancer.org



LOGIN

1. Go to:

<https://excellence2022.criscancer.org/login> - for the CRIS Excellence Program

<https://clinicaltalent2022.criscancer.org/login> - for the CRIS Clinical Talent Program

<https://postdoctalent2022.criscancer.org/login> - for the CRIS Post-Doc Talent Program

Applicants access to CRIS Excellence Programme 2022
Call for applicants 2022
More info available at
<https://criscancer.org/es/programascris/>

E-Mail Address

Password

Login [Forgot Your Password?](#)

Still not a user? Come and [Register](#)

convocatorias@criscancer.org

2. Fill in the gaps and press the *Login* Button.

Applicants access to CRIS Excellence Programme 2022
Call for applicants 2022
More info available at
<https://criscancer.org/es/programascris/>

E-Mail Address

Password

Login [Forgot Your Password?](#)

Still not a user? Come and [Register](#)

convocatorias@criscancer.org



Forgot your password?

1. In case you have forgotten your password, press *Forgot Your Password?*.

CRIS Excellence Programme 2022

Applicants access to CRIS Excellence Programme 2022
Call for applicants 2022
More info available at
<https://criscancer.org/es/programascris/>

E-Mail Address

Password

Login **Forgot Your Password?**

Still not a user? Come and [Register](#)

convocatorias@criscancer.org

2. Introduce your email address and press the *Send Password Reset Link* button

CRIS Excellence Programme 2022

Reset Password

E-Mail Address

Send Password Reset Link

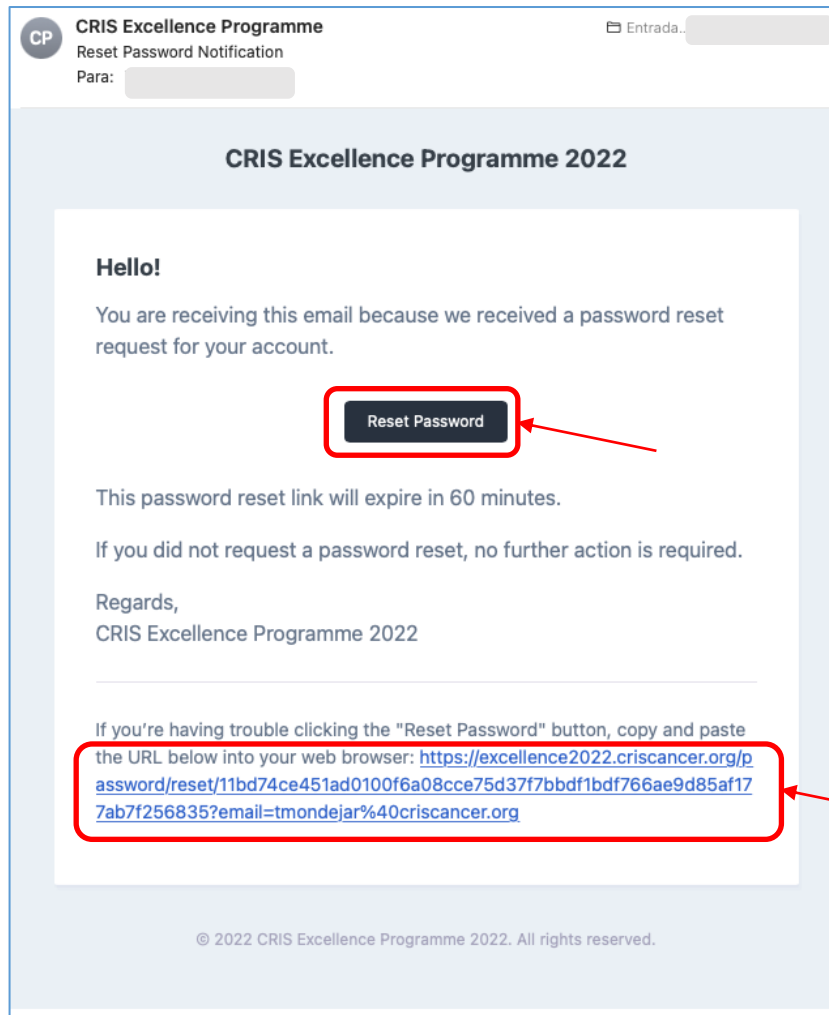
convocatorias@criscancer.org

You should receive an email from *CRIS Cancer Call for Applicants* with the subject *Reset Password Notification*.

In case you have not received the email, please check the spam folder or go to the previous page and click on *Resend verification email* button.



3. Press the *Reset Password* button or the link at the bottom of the email.





4. Fill in the gaps and press the *Reset Password* Button.

Take into consideration that the Password must contain at least one lowercase letter, one uppercase letter, one digit and one special character (@\$!%*#?&.;).

CRIS Excellence Programme 2022

Reset Password

E-Mail Address

Password

Confirm Password

Reset Password

convocatorias@criscancer.org

LOGOUT

1. Press the down arrow button

CRIS Excellence Programme 2022

2. Press the Logout button

CRIS Excellence Programme 2022

Logout



CRIS RESEARCH PROGRAMMES PLATFORM

Once you have finished the registration process, you can login the platform to:

1. Check the status of your candidacy.
2. Check the status of your candidacy in the evaluation process.
3. Send messages to CRIS Cancer Foundation or read the messages that CRIS Cancer Foundation has sent to you.
4. Download documentation from the CRIS Research Programmes Call 2022.
5. Submit your candidacy.

The screenshot shows the 'CRIS Excellence Programme 2022' platform. At the top, there's a header with the CRIS logo and the text 'CRIS Excellence Programme 2022'. Below this is a main title 'CRIS Excellence Programme Call for applicants 2022'. The interface is divided into several sections:

- Section 1:** 'YOUR CANDIDACY STATUS' with a status indicator 'Ready to submit the candidacy'.
- Section 2:** 'EVALUATION PROCESS STATUS' showing a progress bar with 8 steps: 1. Submission, 2. Eligibility Check, 3. Written proposal evaluation, 4. ISC Evaluation, 5. CRIS Criteria, 6. Interview, 7. Resolution, 8. Awardee.
- Section 3:** A 'Messages' button.
- Section 4:** A text prompt: 'Please, fill in the information requested below. All the fields are obligatory, except "Additional documents", "other e-mail", "other phone" and "Mentor".' Below this are four buttons: 'Guide for applicants', 'Terms and conditions', 'Templates', and 'Other documents'.
- Section 5:** 'PART A – Administrative form' with a sub-section 'Personal data'.

Numbered annotations (1-5) are placed on the left side of the interface, corresponding to the steps listed in the text above.

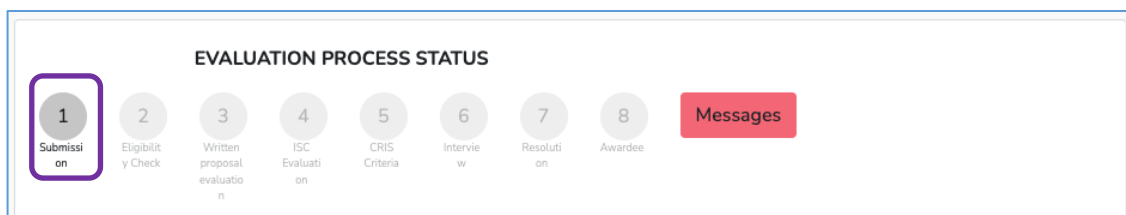
1. Check the status of your candidacy

This screenshot shows the 'YOUR CANDIDACY STATUS' section. It features a status indicator 'Ready to submit the candidacy' which is highlighted with a purple border.

Here you can read the status of your candidacy along the evaluation process.



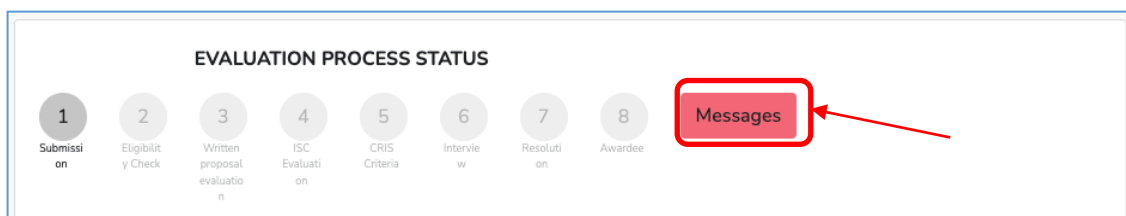
2. Check the status of the evaluation process



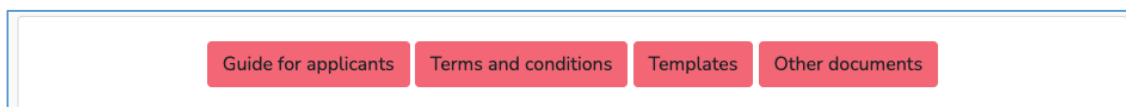
The step of the evaluation process of the call at each moment will be colored in a dark grey color, and the letters will be colored in black.

3. Send messages to CRIS Foundation, or read the messages that CRIS Foundation has sent to you

In case you want to send/read a message to/from CRIS Cancer Foundation, press the *Messages* button



4. Download documentation from the CRIS Research Programme Call 2022



a. Guide for applicants

Press the *Guide for applicants'* button to download the guideline for the registration at the platform, the submission of the candidacy and all the options of the platform.

b. Terms and conditions

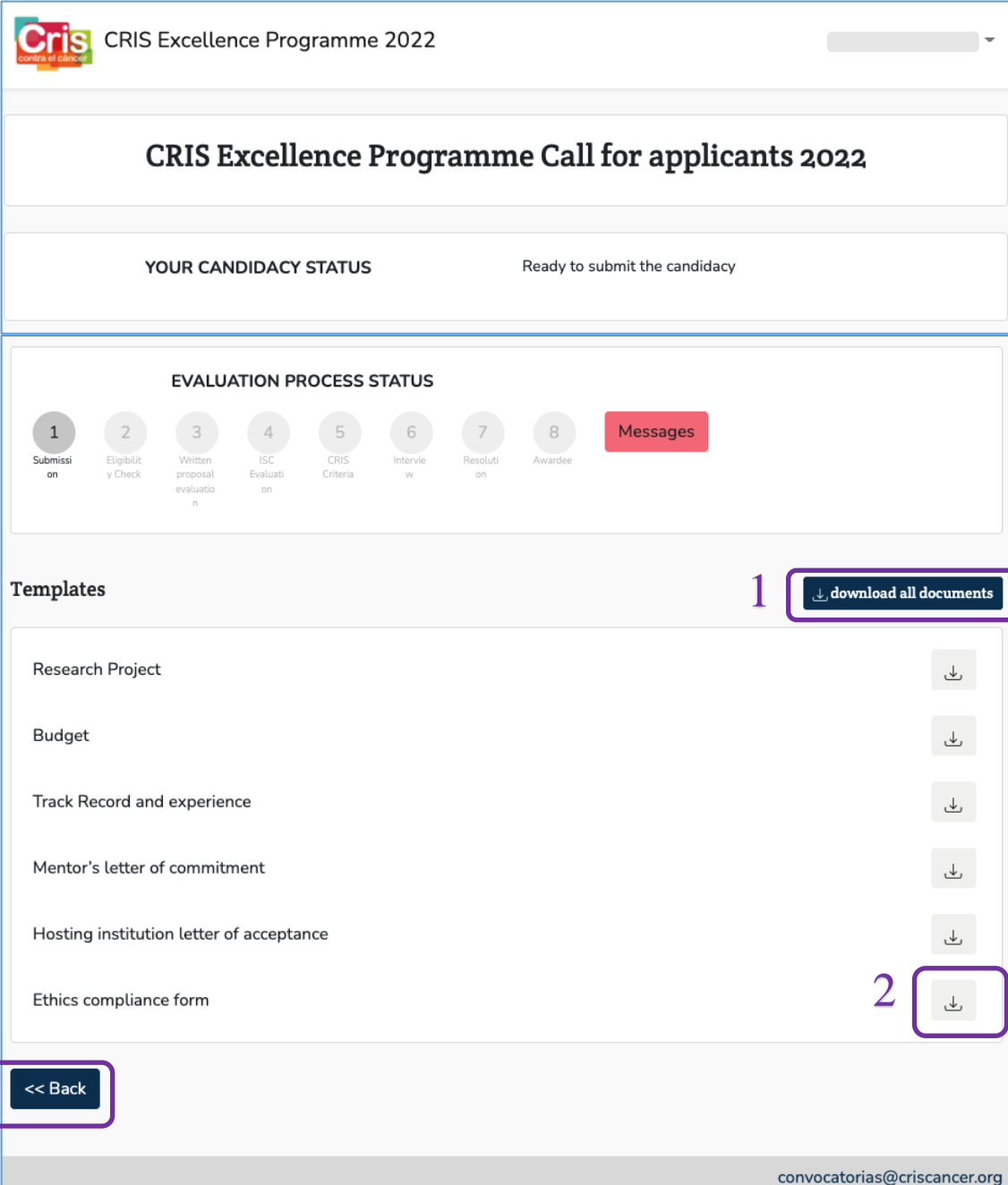
Press the *Terms and conditions* button to download the information of the call.



c. Templates

Press the *Templates* button to download the templates needed for the submission of the candidacy to the call.

1. You can download all the templates at the same time, in a ZIP, pressing the *download all documents* button
2. You can download any template individually pressing download icon of the selected document.
3. Press the *Back* button to go to the previous homepage.



CRIS Excellence Programme 2022

CRIS Excellence Programme Call for applicants 2022

YOUR CANDIDACY STATUS Ready to submit the candidacy

EVALUATION PROCESS STATUS

1 Submission 2 Eligibility Check 3 Written proposal evaluation 4 ISC Evaluation 5 CRIS Criteria 6 Interview 7 Resolution 8 Awardee Messages

Templates 1 [download all documents](#)

Research Project [↓](#)

Budget [↓](#)

Track Record and experience [↓](#)

Mentor's letter of commitment [↓](#)

Hosting institution letter of acceptance [↓](#)

Ethics compliance form 2 [↓](#)

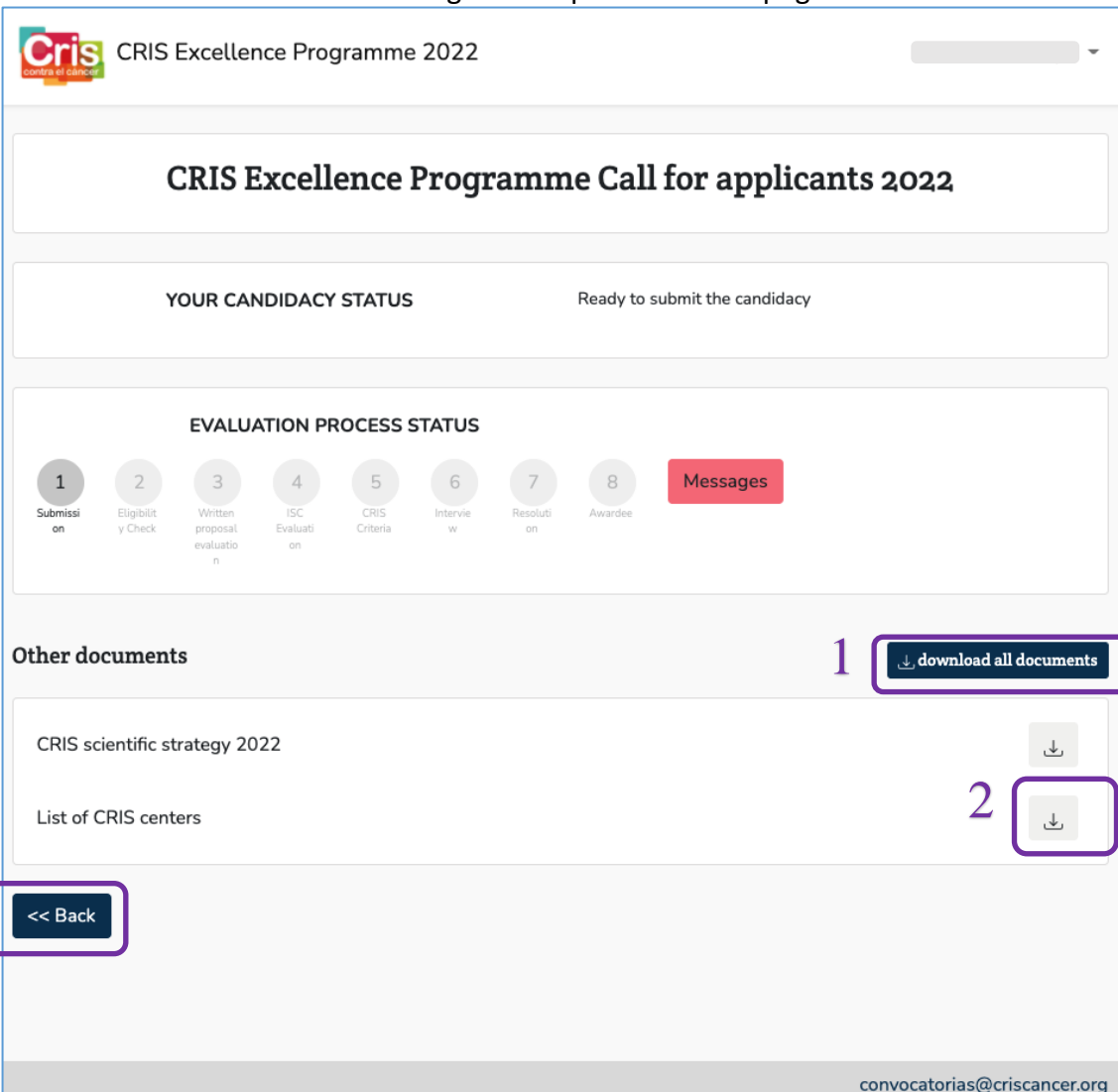
3 [<< Back](#)

convocatorias@criscancer.org

d. Other documents

Press the *Other documents* button to download the files with additional information about the call.

1. You can download all the templates at the same time, in a ZIP, pressing the *download all documents* button
2. You can download any template individually pressing download icon of the selected document.
3. Press the *Back* button to go to the previous homepage



CRIS Excellence Programme 2022

CRIS Excellence Programme Call for applicants 2022

YOUR CANDIDACY STATUS Ready to submit the candidacy

EVALUATION PROCESS STATUS

1 Submission, 2 Eligibility Check, 3 Written proposal evaluation, 4 ISC Evaluation, 5 CRIS Criteria, 6 Interview, 7 Resolution, 8 Awardee, Messages

Other documents

CRIS scientific strategy 2022

List of CRIS centers

1 download all documents

2 [Download icon]

3 << Back

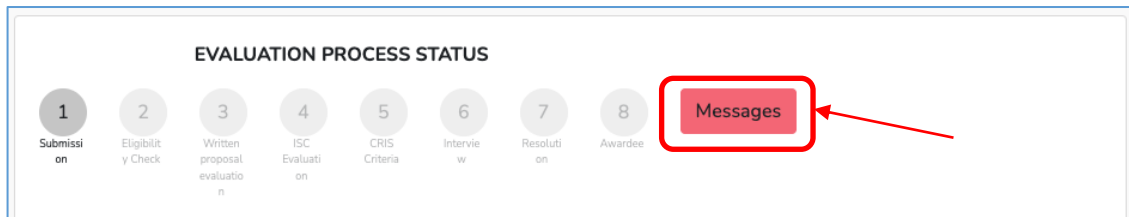
convocatorias@criscancer.org

5. Submit your candidacy

Once you have finished the registration process, you can login the platform and start submitting the candidacy.



MESSAGES



Press the *Create new message* to send a message to CRIS Foundation, related to your candidacy.

CRIS Excellence Programme 2022

CRIS Excellence Programme Call for applicants 2022

Messages

create new message **home**

There're no messages

convocatorias@criscancer.org



Fill in the subject and the text of the message and press the *Send* button to send the message to CRIS Foundation

CRIS CRIS Excellence Programme 2022

CRIS Excellence Programme Call for applicants 2022

Create new message back

To
CRIS Cancer

Subject

File
Choose file Browse

SEND

convocatorias@criscancer.org



* You can attach a file if needed, pressing the *Browse* button and selecting the file from your computer.

CRIS Excellence Programme 2022

CRIS Excellence Programme Call for applicants 2022

Create new message back

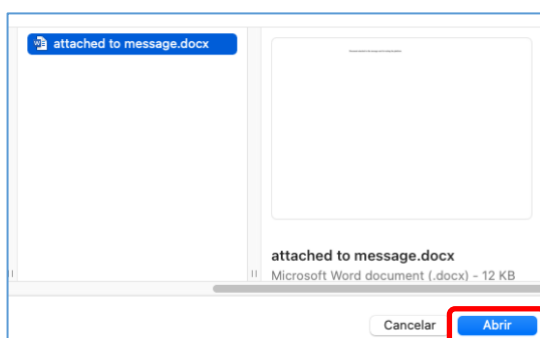
To
CRIS Cancer

Subject

File
Choose file Browse


SEND

convocatorias@criscancer.org





In case you want to go to the previous page, press the *Back* button.

 CRIS Excellence Programme 2022

CRIS Excellence Programme Call for applicants 2022

Create new message

back

To

CRIS Cancer

Subject

File

Choose file

Browse

SEND

convocatorias@criscancer.org



When you have send/received a message, and send/received response message(s), you can check the total number of messages in the chain looking at the red box.

CRIS Excellence Programme 2022

CRIS Excellence Programme Call for applicants 2022

Messages [create new message](#) [home](#)

[view](#) Message 16 | message test 2022-03-24 06:54:33 **1**

convocatorias@criscancer.org

When you have send/received a message, press the View button or the subject of the message to read message and the possible responses.

CRIS Excellence Programme 2022

CRIS Excellence Programme Call for applicants 2022


Messages [create new message](#) [home](#)

[view](#) Message 16 | message test 2022-03-24 06:54:33 **1**

convocatorias@criscancer.org



Press the *View* button or the title of the message to read the message.

 CRIS Excellence Programme 2022

CRIS Excellence Programme Call for applicants 2022

Messages

create new messagehome

view


Message 16 | message test

2022-03-24 06:54:331

convocatorias@criscancer.org



Press the *Download attachment* button to download the attached document.

 CRIS Excellence Programme 2022

CRIS Excellence Programme Call for applicants 2022

Message 16 | message test [view all messages](#)

#16
From: Tamara Mondéjar
To: CRIS Cancer
message test

2022-03-24 06:54:33
[download attachment](#)

You can write down your answer down bellow

File


Choose file [Browse](#)

[Reply](#)

convocatorias@criscancer.org



Press the *Home* button to go to the platform homepage.

 CRIS Excellence Programme 2022

CRIS Excellence Programme Call for applicants 2022

Messages

[create new message](#) [home](#)

[view](#)

Message 16 | message test

2022-03-24 06:54:33


1

convocatorias@criscancer.org



HOW TO SUBMIT A CANDIDACY FOR THE CALL

Fill in the fields in “Part A – Administrative Form” and attach the documents in “Part B - Documentation” to apply for the call

 CRIS Excellence Programme 2022

Tamara Mondéjar ▾

CRIS Excellence Programme Call for applicants 2022

YOUR CANDIDACY STATUS

Ready to submit the candidacy

EVALUATION PROCESS STATUS

1
Submission

2
Eligibility Check

3
Written proposal evaluation

4
ISC Evaluation

5
CRIS Criteria

6
Interview

7
Resolution

8
Awardee

Messages

Please, fill in the information requested below. All the fields are obligatory, except "Additional documents", "other e-mail", "other phone" and "Mentor".

Guide for applicants

Terms and conditions

Templates

Other documents

PART A – Administrative form

Personal data



PART A – Administrative form

Fill in all the information required (Personal data, Hosting Institution data, Current Institution data, Mentor, Project data) and confirm your commitment to the ethical requirements and legislation.

PART A – Administrative form		
Personal data		
Name	Surname	
<input type="text"/>	<input type="text"/>	
Personal ID		
<input type="text"/>		
Gender	Year of Birth	Nationality
<input type="text" value="--select--"/>	<input type="text" value="--select--"/>	<input type="text"/>
Degree	Professional category	
<input type="text" value="--select--"/>	<input type="text"/>	
Business e-mail	Business phone	
<input type="text"/>	<input type="text"/>	
Other e-mail	Other phone	
<input type="text"/>	<input type="text"/>	

Hosting Institution Data	
Institution Name	Institution Address
<input type="text"/>	<input type="text"/>
Institution City	Institution Region
<input type="text"/>	<input type="text"/>
Institution Country	
<input type="text"/>	
Research Group Name	
<input type="text"/>	



Current Institution Data

Is the same institution as the Hosting Institution?

-- please choose --

Institution Name

Institution Address

Institution City

Institution Region

Institution Country

Research Group Name

Mentor (optional)

Mentor's Name

Mentor's Surname

Mentor's Institution

Mentor's Professional category

Mentor's Business email

Project Data

Title

Project Abbreviation, code, acronym

Keywords

Research Area

Topic

Type of cancer

Research Abstract (min 200, max 4000 chars)

Commitment on ethics

☐

I confirm my commitment to the ethical requirements and legislation



* Some fields have a drop-down to select the correct option.

The form contains the following fields:

- Gender:** A dropdown menu with a downward arrow icon. An orange box highlights the dropdown arrow, and a separate box below shows the expanded menu with options:
✓ --select--
man
woman
nr/dk
- Year of Birth:** A dropdown menu with a downward arrow icon.
- Nationality:** A text input field.
- Degree:** A dropdown menu with a downward arrow icon.
- Professional category:** A text input field.

* All the fields are obligatory, except "other e-mail" and "other phone". In the CRIS Excellence Programme, are also not mandatory all the fields for the "Mentor" data.



PART B – Documentation

Attach all the information required and confirm your acceptance and commitment of all the items.

All the fields are obligatory, except “If applicable, document for accreditation of the extension for the validity of your candidacy” and “Additional documents”. In the CRIS Excellence Programme, are also not mandatory “Mentor's Letter of commitment (use the provided template)” and “Mentor's CV”.

PART B – Documentation

Candidate CV In CVA format
(<https://cvn.fecyt.es/editor/#HOME>)

Doctoral certificate

Research project (use the provided template)

use the provided template

Budget (use the provided template)

use the provided template

Track record and experience related to the project (use the provided template)

use the provided template

Mentor's Letter of commitment (use the provided template)

use the provided template

Mentor's CV



Hosting Institution letter of acceptance (use the provided template)

Choose file Browse

use the provided template

Ethics compliance form (use the provided template)

Choose file Browse

use the provided template

If applicable, document for accreditation of the extension for the validity of your candidacy

Choose file Browse

Additional document 1

Choose file Browse

Additional document 2

Choose file Browse

Additional document 3

Choose file Browse

Additional document 4

Choose file Browse

☐ Acceptance of the Terms and Conditions of the CRIS Excellence Programme 2022

☐ [Acceptance of the CRIS Foundation privacy policy](#)

☐ Registration clauses: veracity of the information provided and transfer of images

Save as draft Save and finish submission >>

convocatorias@criscancer.org

Press the *Save as a draft* button to save the candidacy, while you have not entered all the information and the documents for the candidacy.

Save as draft Save and finish submission >>

Press the *Save and finish submission* button to save the candidacy, when you have entered all the information and the documents for the candidacy, to finish the submission.

Save as draft Save and finish submission >>